







Halesbury School Medium Term Planning

Class:		Hedgehog 		Topic: Seasons					
Area of Learning		Week 1 Date: 6 th Jan	Week 2 Date: 13 th Jan	Week 3 Date: 20 th Jan	Week 4 Date: 27 th Jan	Week 5 Date: 3 rd Feb	Week 6 Date: 10 th Feb		
Independent Living	My Independence 	Role play shopping To be able to demonstrate an understanding of the concept of transaction with support (e.g. by exchanging a coin for an item)	Role play shopping To be able to demonstrate an understanding of the concept of transaction (e.g. by exchanging a coin for an item)	Making physical shopping lists To be able to create a shopping list with physical items "I want..."	Using shopping list to buy items from role play shop To be able to find matching items off my photo shopping list to buy from the role play shop.	Visit to the supermarket with our shopping list To be able to find matching items off my photo shopping list in the supermarket and with support to complete a transaction to buy them.	Visit to the supermarket with our shopping list To be able to find matching items off my photo shopping list in the supermarket and with support to complete a transaction to buy them.		
	Cooking 	Grating Practise Carrots To be able to grate hard textures.	Grating Practise Carrots To be able to grate hard textures.	Grating Practise Cheese To be able to grate soft textures.	Grating Practise Cheese To be able to grate soft textures.	Grating Practise Cauliflower/ Broccoli To be able to grate uneven texture.	Grating Practise Cauliflower/ Broccoli To be able to grate uneven texture.		
Education + Employment	Communication and Language	The Weather Girls To respond appropriately to	The Weather Girls To respond appropriately to	Tree: Seasons come and Seasons Go To show anticipation of	Tree: Seasons come and Seasons Go To show anticipation of	A Walk in the Woods: Look and find through the seasons	A Walk in the Woods: Look and find through the seasons		

		<p>routines with intimate care changes and washing hands before meal times.</p> <p>Creating encouraging environment during changing clothes for P.E</p> <p>To be able to actively cooperate during intimate care changes/ changing for P.E and washing hands before meal times.</p>	<p>routines with intimate care changes and washing hands before meal times.</p> <p>Creating encouraging environment during changing clothes for P.E</p> <p>To be able to actively cooperate during intimate care changes/ changing for P.E and washing hands before meal times.</p>	<p>routines with intimate care changes and washing hands before meal times.</p> <p>Creating encouraging environment during changing clothes for P.E</p> <p>To be able to actively cooperate during intimate care changes/ changing for P.E and washing hands before meal times.</p>	<p>routines with intimate care changes and washing hands before meal times.</p> <p>Creating encouraging environment during changing clothes for P.E</p> <p>To be able to actively cooperate during intimate care changes/ changing for P.E and washing hands before meal times.</p>	<p>routines with intimate care changes and washing hands before meal times.</p> <p>Creating encouraging environment during changing clothes for P.E</p> <p>To be able to actively cooperate during intimate care changes/ changing for P.E and washing hands before meal times.</p>	<p>routines with intimate care changes and washing hands before meal times.</p> <p>Creating encouraging environment during changing clothes for P.E</p> <p>To be able to actively cooperate during intimate care changes/ changing for P.E and washing hands before meal times.</p>		
<p>Health + Wellbeing</p>	<p>Music</p> 	<p>Led by Rhythm Time</p>	<p>Led by Rhythm Time</p>	<p>Led by Rhythm Time</p>	<p>Led by Rhythm Time</p>	<p>Led by Rhythm Time</p>	<p>Led by Rhythm Time</p>		

	<p style="text-align: center;">I.T</p> 	<p>Attention and Timing games on HelpKidzLearn</p> <p>Ipad Games</p> <p>To be able to engage with attention and timing games to create a response when the screen is touched.</p>	<p>Attention and Timing games on HelpKidzLearn</p> <p>Ipad Games</p> <p>To be able to engage with attention and timing games to create a response when the screen is touched.</p>	<p>Attention and Timing games on HelpKidzLearn</p> <p>Ipad Games</p> <p>To be able to engage with attention and timing games to create a response when the screen is touched.</p>	<p>Attention and Timing games on HelpKidzLearn</p> <p>Ipad Games</p> <p>To be able to engage with attention and timing games to create a response when the screen is touched.</p>	<p>Attention and Timing games on HelpKidzLearn</p> <p>Ipad Games</p> <p>To be able to engage with attention and timing games to create a response when the screen is touched.</p>	<p>Attention and Timing games on HelpKidzLearn</p> <p>Ipad Games</p> <p>To be able to engage with attention and timing games to create a response when the screen is touched.</p>		
	<p style="text-align: center;">Art</p> 	<p style="text-align: center;">Lines</p> <p>Animal lines and stripes</p>  <p>To be able to recognise stripes and lines in different animals.</p>	<p style="text-align: center;">Lines</p> <p>Take a Line for a Walk</p>  <p>To be able to make continuous lines without removing the mark maker from the paper.</p>	<p style="text-align: center;">Lines</p> <p>Wet String Lines dragged on chalk boards</p>  <p>To be able to move the wet string to create different types of lines on the chalk board.</p>	<p style="text-align: center;">Lines</p> <p>Painting Lines</p>  <p>To be able to layer up lines of different colours to create a 3D effect.</p>	<p style="text-align: center;">Lines</p> <p>Paul Klee Artwork – making black lines with marker pens</p>  <p>To be able to create artwork in the style of Paul Klee.</p>	<p style="text-align: center;">Lines</p> <p>Paul Klee Artwork – adding colour to previous week's lines with watercolours</p>  <p>To be able to create artwork in the style of Paul Klee.</p>		

	<p>PE</p> 	<p>Inset Day</p>	<p>Forest School During this Session</p>	<p>Forest School During this Session</p>	<p>Forest School During this Session</p>	<p>Forest School During this Session</p>	<p>Forest School During this Session</p>		
--	---	------------------	---	---	---	---	---	--	--