

Data Progress Summary
September 2018 - February 2019
Data report

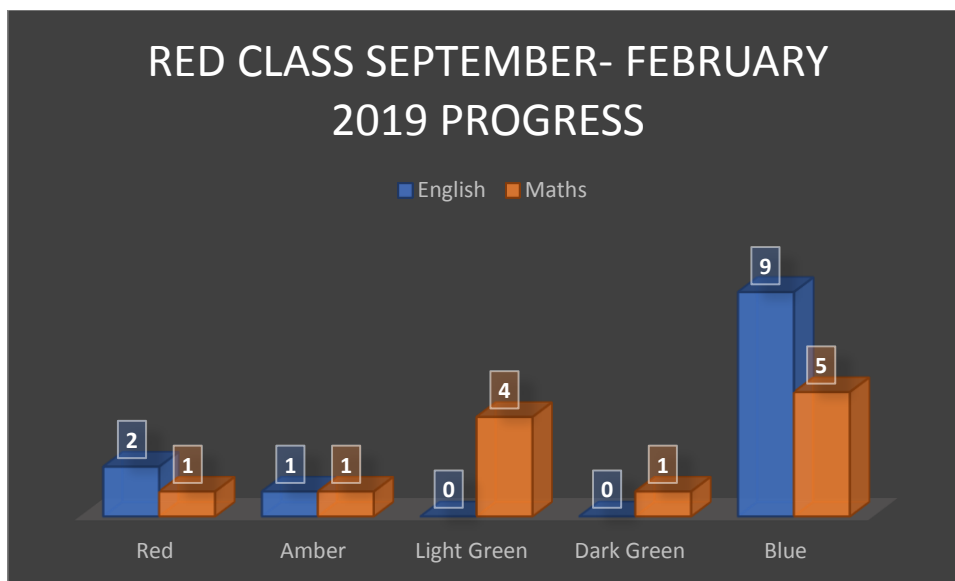
Pupil Progress at Halesbury School

Since the removal of progression guidance, special schools within the borough have adopted the following boundaries when assessing pupil's progress.

Sector	
0-25%	Lower Quartile
25-50%	Middle Quarter
50-75%	Dudley Special Schools Expected Progress
75%-100%	Halesbury Expected Progress
One 1 P level plus	Exceptional progress

It has been recognised that pupils making 75% and above are making exceptional progress within Dudley Special Schools. However Halesbury wish to have challenge and have therefore set expected progress to 75%-100%.

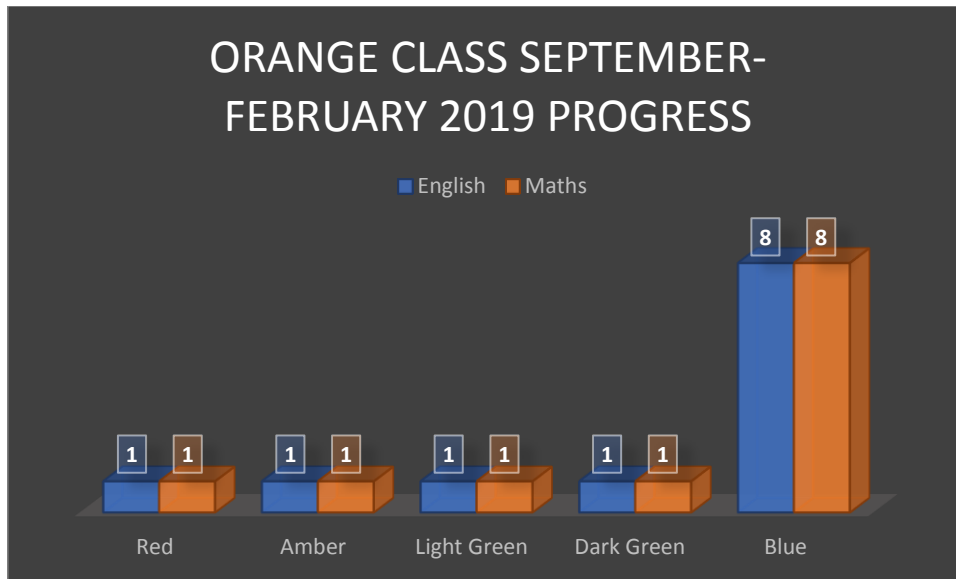
Red Class September- February 2019 Analysis



- Dudley Special Schools Expected progress English 0%
- Dudley Special School expected progress in Maths 33.3%
- Halesbury's expected progress in English 0%
- Halesbury's expected progress in Maths 8.3%
- Exceptional progress made in English 75%
- Exceptional progress made in Maths 41.6%

SEPT-Feb 19 Eng Overal	SEPT- Feb 19 Eng SP+L	SEPT-Feb 19 Maths Overal
0.61	0.7775	0.33
5.235	5.4675	5.5767
0.53	0.4725	0.4333
0.855	0.6425	0.3733
0.68	0.565	0.3133
0.2	0.2	0.2867
2	2.75	2.1
2	2.75	2
2.3	3.05	2.2433
0.03	0.015	0.14
2.665	3.2075	2.2567
0.015	0.0225	0.02

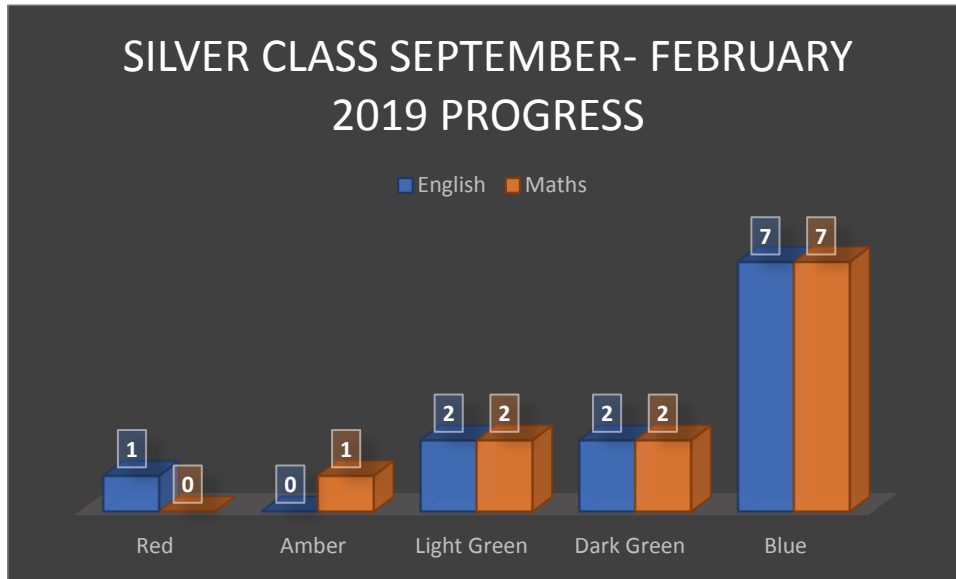
Orange Class September- February 2019 Analysis



- Dudley Special Schools Expected progress English 8.3%
- Dudley Special School expected progress in Maths 8.3%
- Halesbury's expected progress in English 8.3%
- Halesbury's expected progress in Maths 8.3%
- Exceptional progress made in English 66.6%
- Exceptional progress made in Maths 66.6%

SEPT-Feb 19 Eng Overa	SEPT- Feb 19 Eng SP+L	SEPT-Feb 19 Maths Overa
0.365	0.57	0.37
0.48	0.4725	0.72
0.5	0.56	0.61
0.87	0.6475	0.5267
5.8	5.5225	6.94
0.855	0.6375	0.55
0.69	0.52	0.48
0.695	0.595	0.5767
1.075	0.76	0.5433
0.65	0.575	0.5133
0.1	0.11	0.1367
0.13	0.1475	0.09

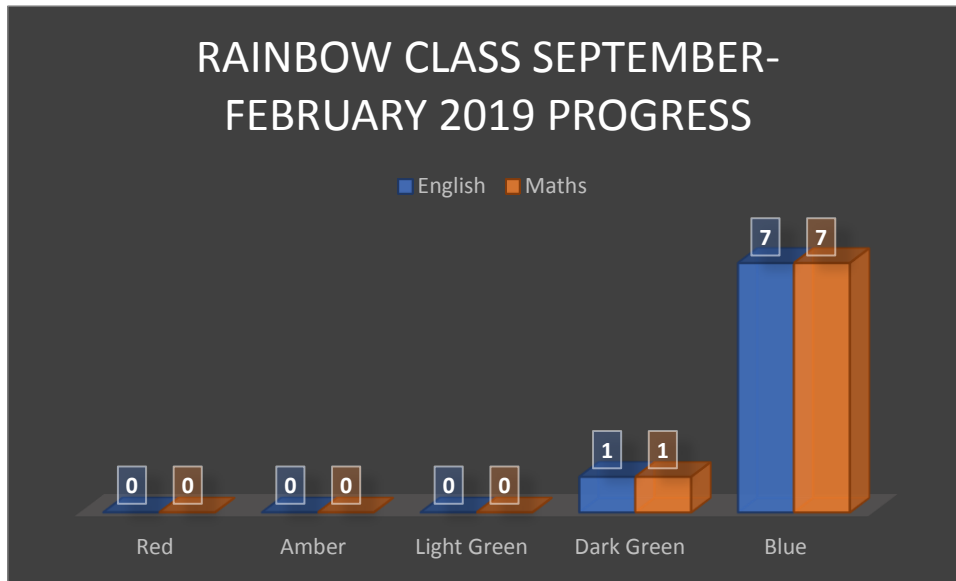
Silver Class September- February 2019 Analysis



- Dudley Special Schools Expected progress English 16.6%
- Dudley Special School expected progress in Maths 16.6%
- Halesbury's expected progress in English 16.6%
- Halesbury's expected progress in Maths 16.6%
- Exceptional progress made in English 58.3%
- Exceptional progress made in Maths 58.3%

SEPT- Feb 19 Eng Overa	SEPT- Feb 19 Eng SP+	SEPT- Feb 19 Maths Overa
0.83	0.455	0.5233
0.51	0.53	0.8658
0.935	0.7325	0.4683
0.4	0.4675	0.51
0.43	0.42	0.6325
0.935	0.7375	0.4667
0.335	0.295	0.3667
0.795	0.68	0.5
0.26	0.55	0.3167
0.685	0.8175	0.4992
0.7	0.5975	0.495
0.085	0.1	0.1467

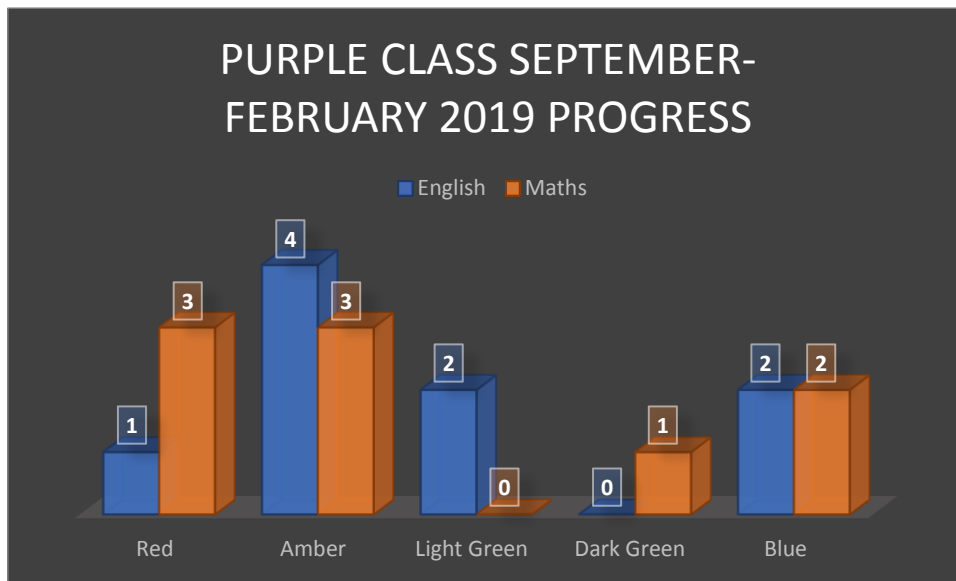
Rainbow Class September- February 2019 Analysis



- Dudley Special Schools Expected progress English 0%
- Dudley Special School expected progress in Maths 0%
- Halesbury's expected progress in English 12.5%
- Halesbury's expected progress in Maths 12.5%
- Exceptional progress made in English 87.5%
- Exceptional progress made in Maths 87.5%

	SEPT - Feb 19 Eng Overall	SEPT - Feb 19 Eng SP+L	SEPT - Feb 19 Maths Overall
	0.8	0.7333	0.68
	0.452	0.551	0.6333
	0.728	0.567	0.7534
	0.7	0.55	0.4767
	0.7	0.7	2.955
	0.65	0.7252	0.6667
	0.5985	0.4235	0.6
	0.5	0.55	0.6667

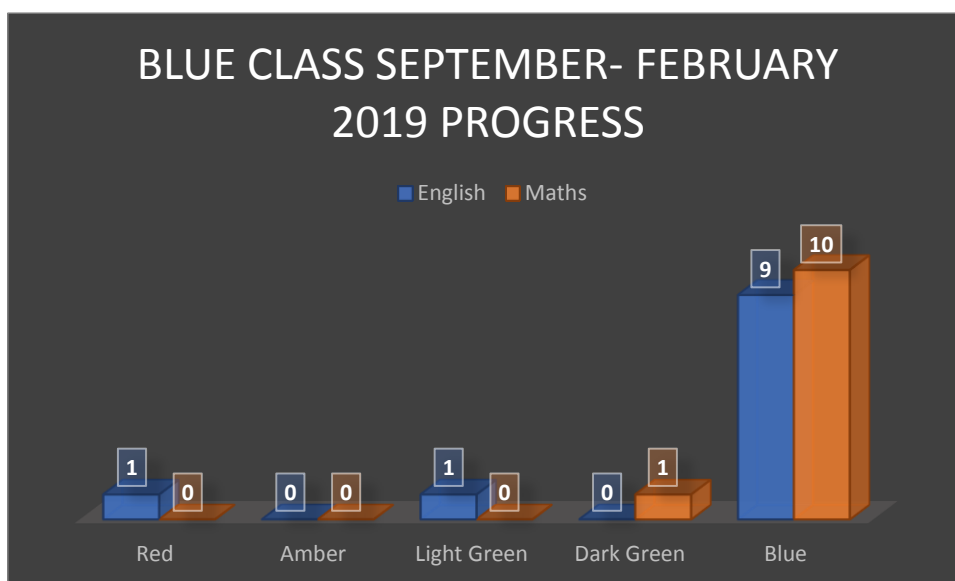
Purple Class September- February 2019 Analysis



- Dudley Special Schools Expected progress English 22.2%
- Dudley Special School expected progress in Maths 0%
- Halesbury's expected progress in English 0%
- Halesbury's expected progress in Maths 11.1%
- Exceptional progress made in English 22.2%
- Exceptional progress made in Maths 22.2%

SEPT - Feb 19 Eng Overall		SEPT - Feb 19 Maths Overall	
0.55367	0.47525	0.23	
0.16467	0.2022	0.466	
0.19833	0.245	0.134	
0.625	0.8615	0.62333	
0.20333	0.1274	3.03867	
0.316	0.2024	-0.068	
0.25233	0.31625	0.142	
0.24233	0.28365	-0.222	
0	0	0	

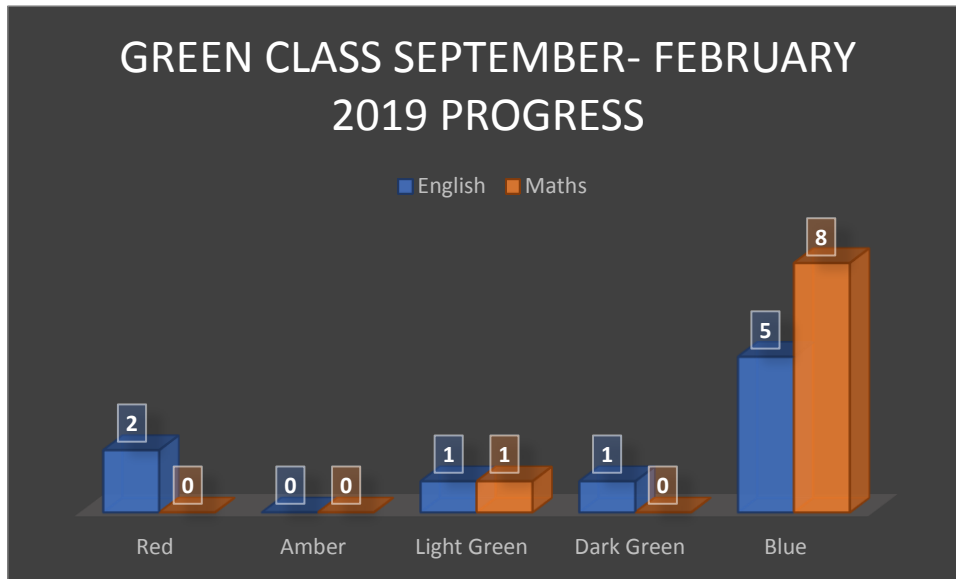
Blue Class September- February 2019 Analysis



- Dudley Special Schools Expected progress English 9%
- Dudley Special School expected progress in Maths 0%
- Halesbury's expected progress in English 0%
- Halesbury's expected progress in Maths 9%
- Exceptional progress made in English 81.9%
- Exceptional progress made in Maths 90.9%

	SEPT - Feb 19 Eng Overall	SEPT - Feb 19 Eng SP+LI	SEPT - Feb 19 Maths Overall
3	0.85	0.993	1.598
5	0.255	0.32833	0.75
9	0.9	0.75	0.73367
5	0.915	0.5025	0.8375
7	0.5	0.32	0.48667
2	0.83	0.3275	0.73
4	0.565	0.6125	0.585
5	0.73	0.83	1.2075
1	-2.3233	-1.5675	0.79333
7	0.63	0.67	1.28467
5	7.215	6.6375	8.4875

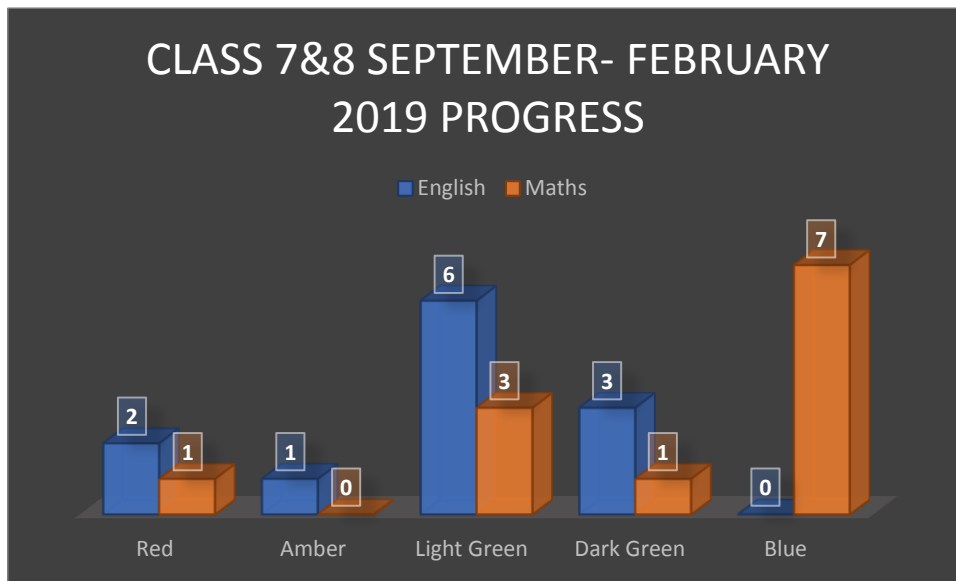
Green Class September- February 2019 Analysis



- Dudley Special Schools Expected progress English 11.1%
- Dudley Special School expected progress in Maths 11.1%
- Halesbury's expected progress in English 11.1%
- Halesbury's expected progress in Maths 0%
- Exceptional progress made in English 55.5%
- Exceptional progress made in Maths 88.8%

SEPT-Feb 19 Eng Overa	SEPT- Feb 19 Eng SP+L	SEPT-Feb 19 Maths Overa
0.60	0.58	0.72
0.97	0.76	0.79
0.59	0.62	0.68
1.64	1.66	1.49
0.12	0.20	0.95
1.02	1.16	0.79
0.10	0.12	0.55
0.47	0.39	0.30
0.33	0.32	0.74

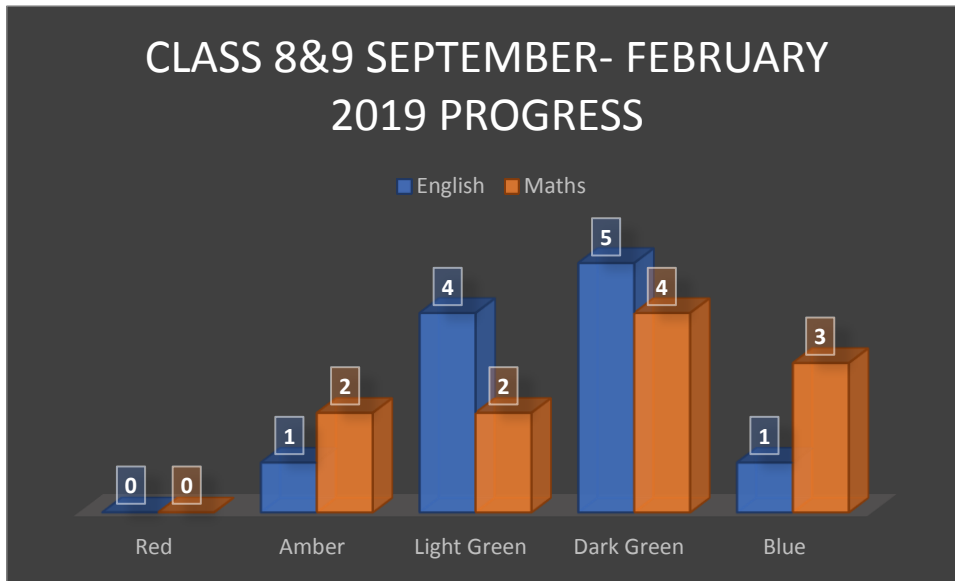
7&8 Class September- February 2019 Analysis



- Dudley Special Schools Expected progress English 54.5%
- Dudley Special School expected progress in Maths 27.2%
- Halesbury's expected progress in English 27.2%
- Halesbury's expected progress in Maths 9%
- Exceptional progress made in English 0%
- Exceptional progress made in Maths 63.6%

SEPT.-Feb 19 Eng Overa	SEPT.- Feb 19 Eng SP+L	SEPT.-Feb 19 Maths Overa
0.32	0.32	0.25
0.30	0.33	0.63
0.34	0.35	0.38
0.43	0.40	0.56
0.37	0.38	0.74
0.17	0.18	0.26
0.27	0.28	0.33
0.00	0.00	0.65
0.40	0.20	0.88
-0.03	0.03	0.76
0.47	0.47	12.25
0.27	0.25	0.05

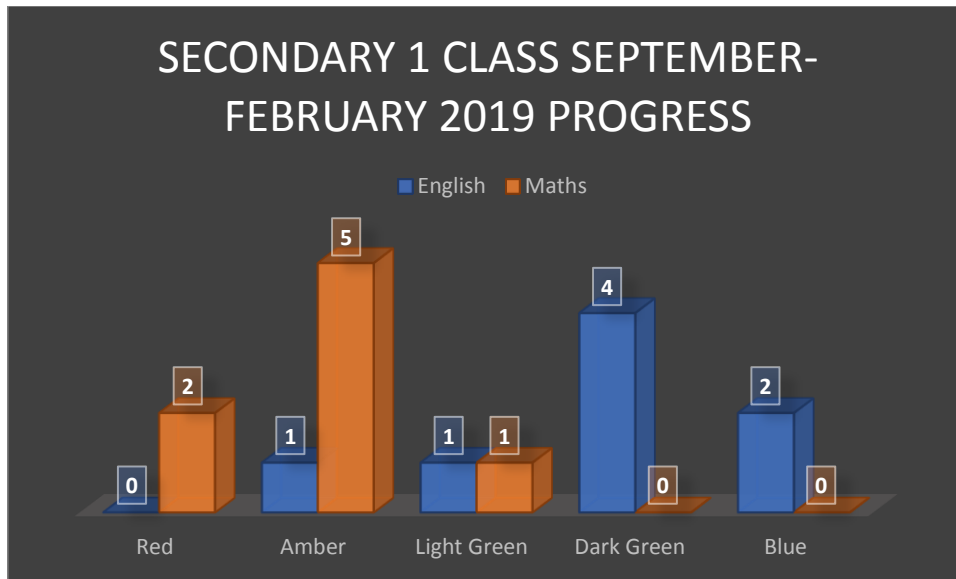
8&9 Class September- February 2019 Analysis



- Dudley Special Schools Expected progress English 36.6%
- Dudley Special School expected progress in Maths 18.1%
- Halesbury's expected progress in English 45.5%
- Halesbury's expected progress in Maths 36.3%
- Exceptional progress made in English 9%
- Exceptional progress made in Maths 27.2%

SEPT- Feb 19 Eng Overall	SEPT- Feb 19 Eng SP+L	SEPT- Feb 19 Maths Overall
0.2667	0.35	0.538
0.4333	0.45	0.214
0.4333	0.4	0.426
0.4667	0.6	0.244
0.3667	0.425	0.432
0.4333	0.475	0.472
0.4333	0.425	0.34
0.3333	0.4	0.372
0.2333	0.225	0.442
0.7667	0.675	0.564
0.3	0.275	0.54

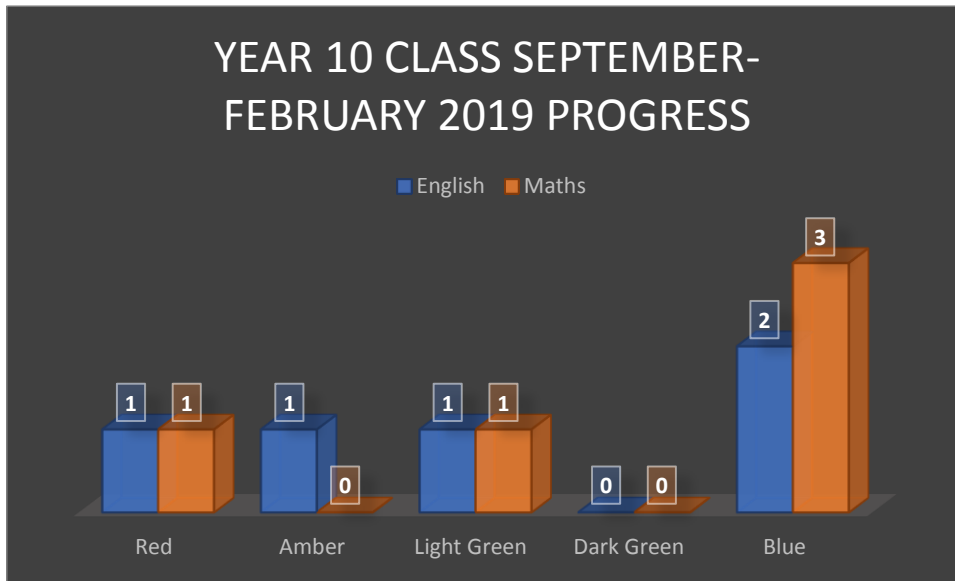
Secondary One Class September- February 2019 Analysis



- Dudley Special Schools Expected progress English 12.5%
- Dudley Special School expected progress in Maths 12.5%
- Halesbury's expected progress in English 50%
- Halesbury's expected progress in Maths 0%
- Exceptional progress made in English 25%
- Exceptional progress made in Maths 0%

SEPT-Feb 19 Eng Overall	SEPT- Feb 19 Eng SP+L	SEPT-Feb 19 Maths Overall
0.21	0.2125	0.1213
0.306	0.6098	0.2074
0.466	0.483	0.2322
0.4933	0.51	0.206
0.4202	0.4903	0.1082
0.7747	0.637	0.1928
0.4847	0.5295	0.2836
0.8527	0.672	0.1768


Year 10 Class September- February 2019 Analysis



- Dudley Special Schools Expected progress English 20%
- Dudley Special School expected progress in Maths 20%
- Halesbury's expected progress in English 0%
- Halesbury's expected progress in Maths 0%
- Exceptional progress made in English 40%
- Exceptional progress made in Maths 60%

SEPT - Feb 19 Eng Overall	SEPT - Feb 19 Eng SP+LI	SEPT - Feb 19 Maths Overall
0.23333	0.275	0.606
1	0.825	1.316
0.26667	0.325	0.304
2.74333	2.3325	2.044
-2.3	-1.85	-0.568

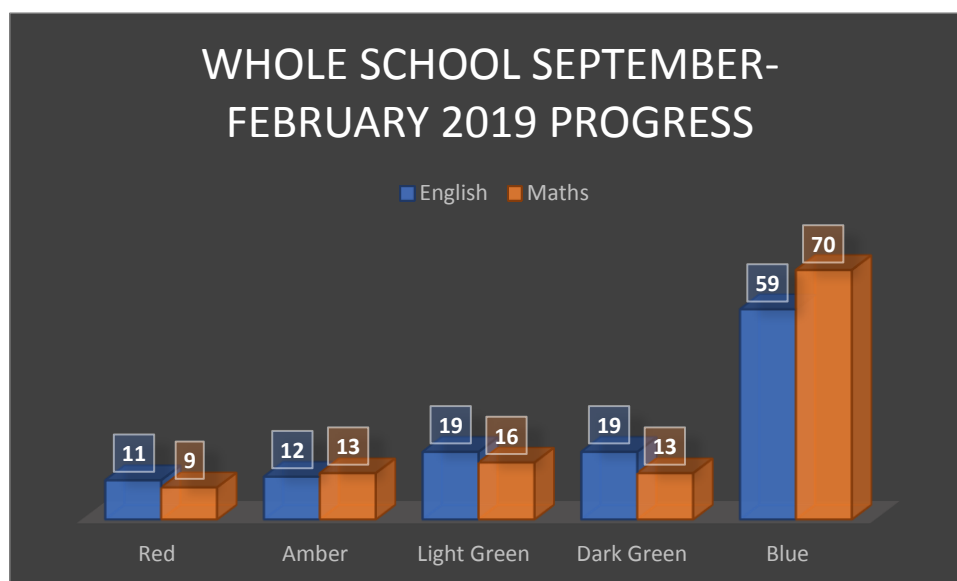
Year 11 Class September- February 2019 Analysis



- Dudley Special Schools Expected progress English 8.3%
- Dudley Special School expected progress in Maths 8.3%
- Halesbury's expected progress in English 16.6%
- Halesbury's expected progress in Maths 8.3%
- Exceptional progress made in English 58.3%
- Exceptional progress made in Maths 83.3%

SEP: Feb 19 Eng Overa	SEP: Feb 19 Eng SP+L	SEP: Feb 19 Maths Overa
0.5	0.55	0.9667
0.1333	0.4	0.3
0.4667	0.475	0.9333
0.9667	1.125	1.6
0.6667	0.525	1.6
0.6667	0.55	1.1
0.5	0.525	0.8
0.6	0.6	1.4667
0.6667	0.625	1
0.2667	0.275	1
0.2	0.2	0.4333
0.4667	0.475	0.9

Overall Whole School Progress September – February 2019



- Dudley Special Schools Expected progress English 15.8%%
- Dudley Special School expected progress in Maths 13.33%
- Halesbury's expected progress in English 15.8%%
- Halesbury's expected progress in Maths 10.8%
- Exceptional progress made in English 49.1%
- Exceptional progress made in Maths 58.3%